



# ORIGINAL<sup>®</sup>

A NEW STANDARD IN DOORS



TRADITIONAL  
STREET  
CITY OF WESTMINSTER

CONTEMPORARY  
CLOSE  
CITY OF WESTMINSTER

DESIGNER  
AVENUE  
CITY OF WESTMINSTER

COMPOSITE DOORS  
EDITION 2.5

# INTRODUCiNG




# NOiR

Introducing NOiR, a brand-new aesthetic concept designed to elevate our latest door range, Eaton. Inspired by the dark glamour and effortless style of the roaring 20's, the NOiR theme combines stunning new pieces of glass with specially selected shades, Black, Black Ash Brown and Anthracite Grey, to bring the designs within the Eaton collection to life.

EATON



Jazz · Black





## KNIGHT/BRIDGE



Empire · Black Ash Brown



# Pretty in PiNK!

The exclusive PiNK Door Range supports Kelly's Heroes, which aims to raise awareness of mental health.

This exclusive collection is right on trend, with 3 shades of pink and co-ordinating glass options.



Door Colour: **Dusky Pink**

Door Glass: **Bold Pink**



Door Colour: **Pale Pink**

Door Glass: **Spirit Pink**



Door Colour: **Bright Pink**

Door Glass: **Louisiana Rose Gold**



Door Colour: **Pale Pink**



Door Colour: **Dusky Pink**

Door Glass: **Louisiana Rose Gold**

# Features & Benefits




## Performance

---

The ORiGINAL® composite door offers a truly appealing entrance for any home, with a high-definition smooth or grained GRP outer skin that will look stunning for years to come.

The door offers stability from the elements with protection against any water ingress. The inner core is manufactured from high density polyurethane foam, which offers exceptional thermal efficiency and will help to reduce energy bills in the home in comparison with any other door on the market.



## Colours

---

With our high-performance paint technology, we can offer any colour door which can even complement the colour options on frames. This provides a fantastic choice for your home. In most cases the doors come in white as standard on the internal side, however, the options are endless, so get creative with colour and choose something different for the internal side.




## Security

---

We take security very seriously. The ORiGINAL® composite door comes with security features which stand up to current and future security standards, including PAS 24 in line with Approved Document Q. We recommend the use of multipoint locks (locks should always be engaged so the door is not left just on the latch) and security hardware including TS007 high security cylinders and handle combinations and TS008 letterplates.

A slam shut lock option is available for a contemporary look, however, please note that slam shut locks should be used with caution as the operation of these may not suit certain individuals. We recommend an aluminium lock strip is used in conjunction with heritage locking systems.



## Glass and Glazing

---

The visual impact of your door is enhanced by your choice of glass. Depending on the style, the units will be either a double or triple glazed unit. The FLiP® glazing cassette system passes PAS 24:2016 security attack tests.

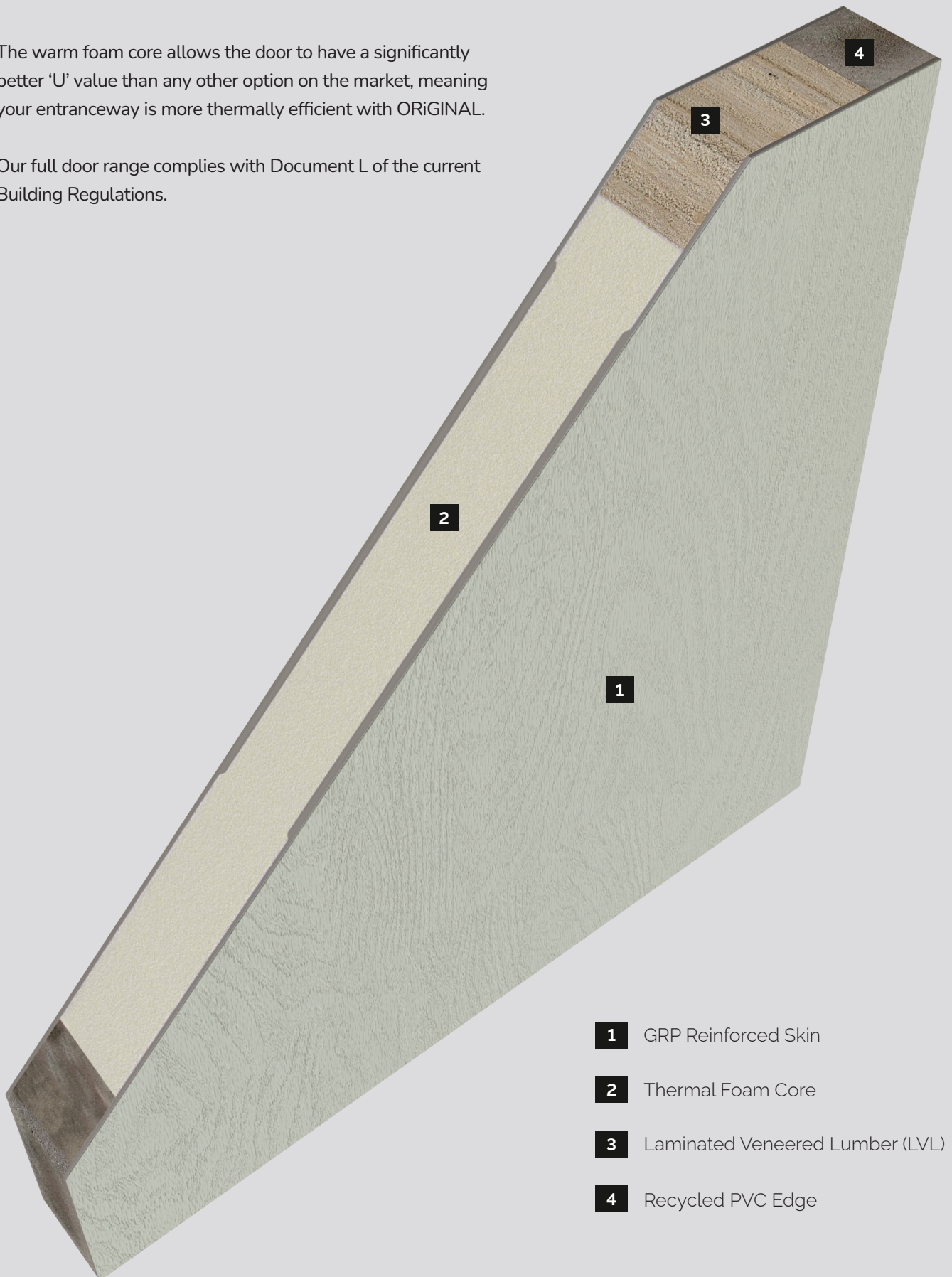
All glass units supplied are laminated & comply with Approved Document Q specification that the glazing unit needs to contain one pane of class P1A (EN356) glass, which must be 6.8mm, security laminated.

# Thermal Performance

The ORiGINAL<sup>®</sup> composite doors are thermally efficient by design.

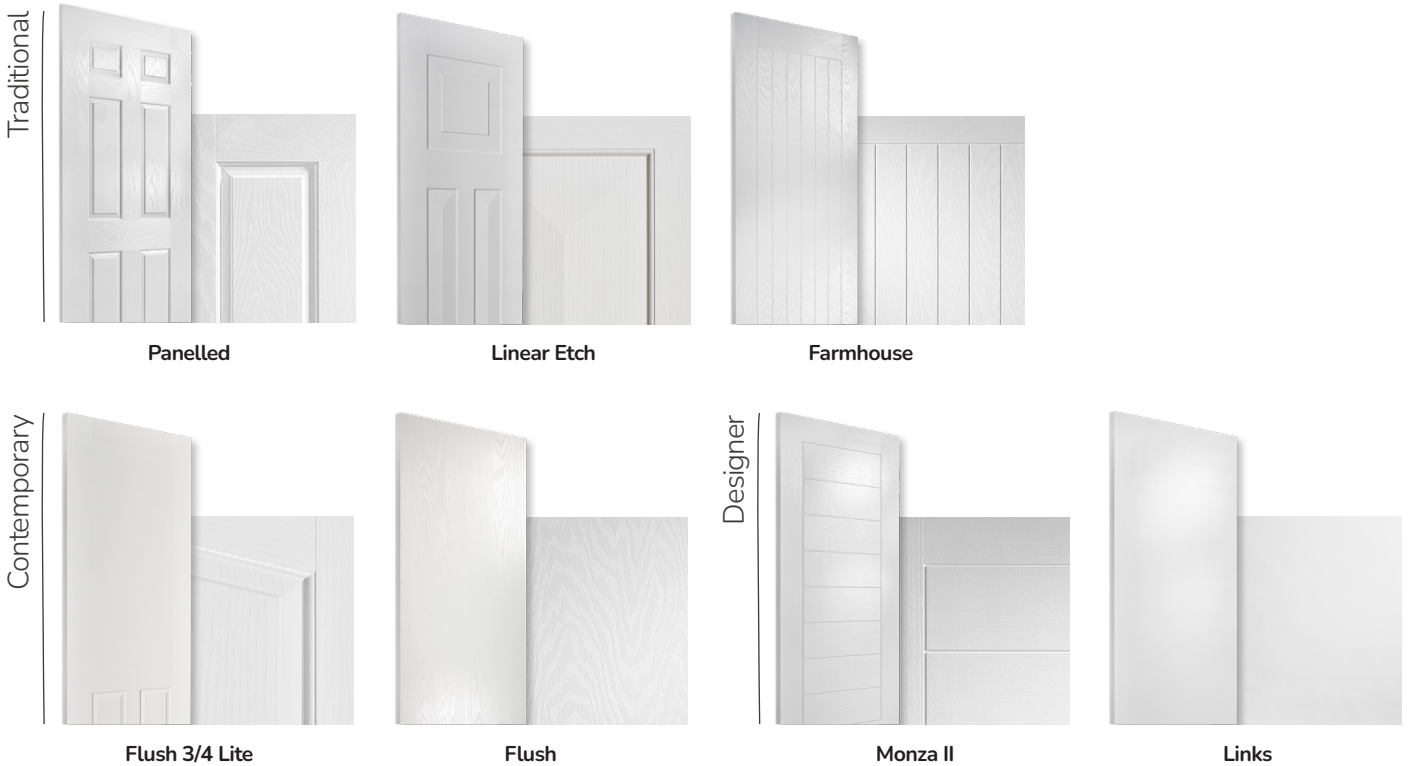
The warm foam core allows the door to have a significantly better 'U' value than any other option on the market, meaning your entranceway is more thermally efficient with ORiGINAL.

Our full door range complies with Document L of the current Building Regulations.



# Door Finishes

The ORIGINAL® composite door is the minimal-maintenance alternative to traditional door materials. It has reinforced GRP skins, finished in either woodgrain or an exclusive smooth/etched finish that perfectly matches aluminium and delivers kerb appeal for any property. The ORIGINAL® door outperforms other market alternatives with outstanding thermal performance. Inside, the PU foam core reduces heat loss and is encased by an LVL (Laminated Veneer Lumber) subframe to provide strength and rigidity. The door protects the home from the elements and will have minimal thermal expansion and contraction rates under extreme temperature variations which is perfectly normal.




## Exclusive Glazing Cassettes

The ORIGINAL® Composite door range uses FLiP®, an exclusive glazing cassette system with revolutionary Foam in Place technology. We also offer the unique Inox™ cassette system finished in stainless steel or black matt finish.

## FiP® Technology

The pre-applied foam in place technology creates a superior seal that prevents any water ingress. FLiP® achieved over 1000pa through the glazing aperture during weather testing.



| FLiP® Standard    | FLiP® Flat Grained    | FLiP® Flat Stipple    | FLiP® METALLiC    | Inox™ Stainless Steel    | Inox™ Black Stainless Steel

### Standard

The traditional choice with a moulded design and a woodgrain finish to suit a more conventional door design.

### Flat Grained

Be eclectic by combining a woodgrain finish with a modern squared-off flat profile that compliments a contemporary Flush or designer Monza II door.

### Flat Stipple

The modern one, with a squared-off flat profile and smooth stippled finish that perfectly matches Links, our aluminium-effect composite door.

### Inox™

For a more European look, choose the stunning Inox™ stainless steel frames.

# Door Styles

A range of traditional doors designed to replicate the most popular timber doors and come with highly defined mouldings and realistic woodgrain embossing on the surface. Whether for a Victorian home, a modern townhouse or a farmhouse cottage, these doors always enhance the appearance of the entrance.

Traditional



**Eaton Solid**  
Page 14



**Eaton**  
Page 14



**Eaton 4Grid**  
Page 14



**Knightsbridge Solid**  
Page 14



**Knightsbridge**  
Page 14



**Tatton**  
Page 14



**Tatton 4Grid**  
Page 14



**Tatton 9Grid**  
Page 14



**Carnoustie**  
Page 18



**Birkdale**  
Page 18



**Penina**  
Page 18



**Pinehurst**  
Page 22



**Troon**  
Page 24



**Muirfield**  
Page 24



**Muirfield Solid**  
Page 24



**Riviera**  
Page 26



**Portrush**  
Page 26



**Sunburst**  
Page 26



**Lytham**  
Page 28



**Lytham 4Grid**  
Page 28



**Lytham 9Grid**  
Page 28



**Turnberry**  
Page 30



**Turnberry 11Grid**  
Page 30



**St Andrews**  
Page 32



**St Andrews Solid**  
Page 32



**Belfry**  
Page 34



**Belfry 3**  
Page 34



**Pevero**  
Page 34

Traditional



**Sunningdale**  
Page 36



**Farmhouse Solid**  
Page 36



**Merion**  
Page 38



**Merion 4Grid**  
Page 38



**Stable Door**  
Page 40



**Sidepanels**  
Page 80

A selection of modern styles created from our newly engineered flush ¾ lite finish and ever-popular flush finish. Featuring a mixture of angular and rounded mouldings, this collection perfectly suits our Standard, Flat Grained and Inox Stainless Steel cassettes.

Contemporary



**Oulton**  
Page 43



**Gleneagles**  
Page 44



**Gleneagles 4Grid**  
Page 44



**Grove**  
Page 44



**Kings**  
Page 44



**Chantilly**  
Page 47



**Seminole**  
Page 48



**Vilamoura**  
Page 50



**Oakmont & Copenhagen**  
Page 51



**Augusta**  
Page 52



**Augusta Long**  
Page 53



**Inox Nice**  
Page 54



**Inox Lyon**  
Page 55



**Inox Munich**  
Page 56




**Inox Monaco**  
Page 57




**Inox Barcelona**  
Page 58

A designer collection of unique doors: the smooth/etched LINKS door, glazed using the FLiP® Flat Stipple cassette choice, or the stunning Monza II door with our FLiP® Flat Grained cassette or Inox™ stainless steel frames.




## Standard Colours

A range of 9 external colours with white interior as standard. Coloured both sides is a cost option.



## Premium Colours



\*Some RAL colours containing luminous elements are unavailable



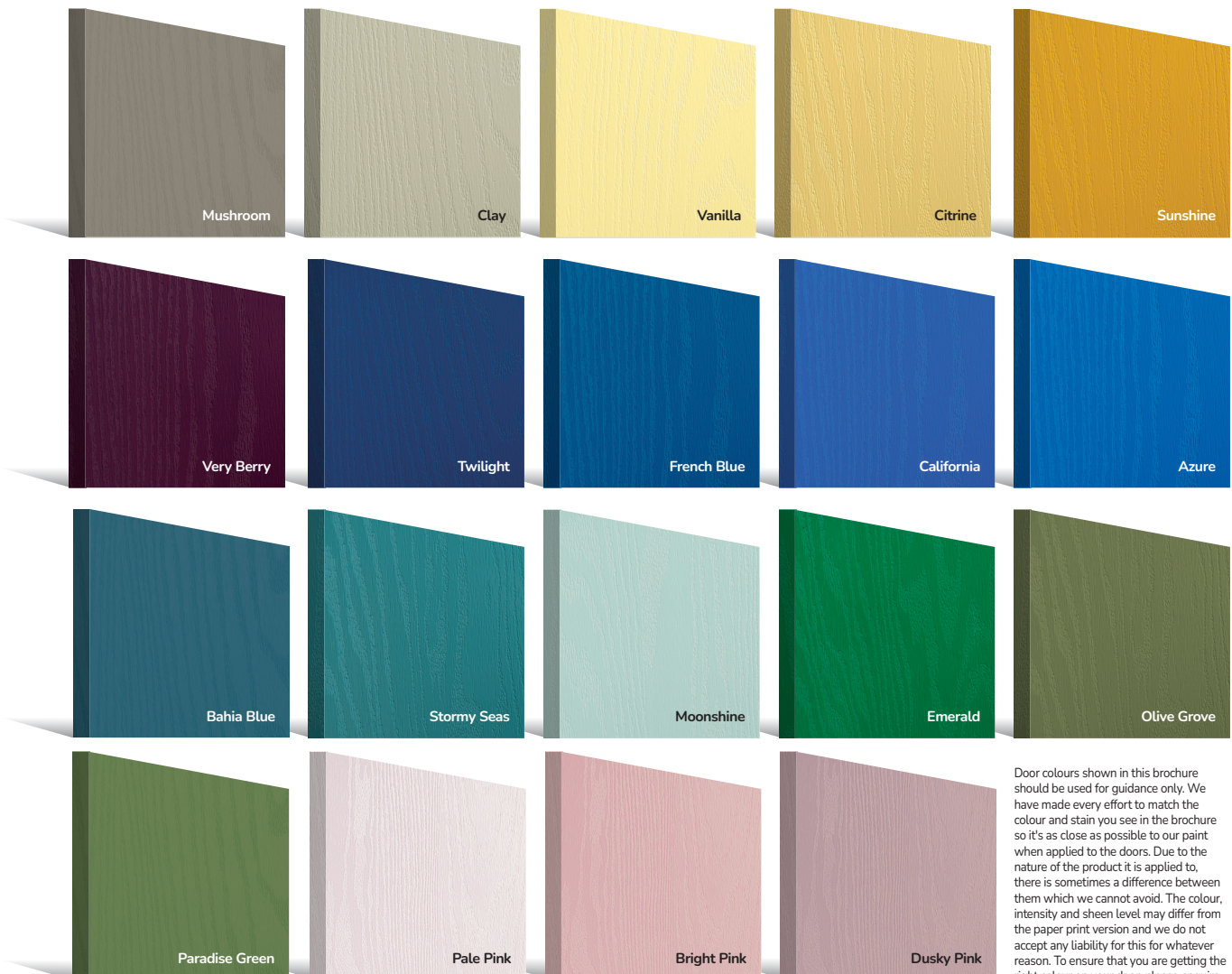
## PAiNT allows us to colour match anything

Yes. Anything.

With our high-performance paint technology we can offer any colour door you desire.

## PATiNA

An exciting range of 6 patina colours are available exclusively on the Monza II, Eaton, Knightsbridge, Tatton, Gleneagles, Oulton, Grove and Kings door styles.



Door colours shown in this brochure should be used for guidance only. We have made every effort to match the colour and stain you see in the brochure so it's as close as possible to our paint when applied to the doors. Due to the nature of the product it is applied to, there is sometimes a difference between them which we cannot avoid. The colour, intensity and sheen level may differ from the paper print version and we do not accept any liability for this for whatever reason. To ensure that you are getting the right colour on your door, please enquire about a colour booklet.

| GRAINED TRADITIONAL DOORS

# Eaton

including Knightsbridge and Tatton options

Our newest door style is a perfect traditional design with brand-new grain detailing, available as Eaton, Knightsbridge and Tatton.



Door Colour: Anthracite Grey | Door Glass: Jazz



## Doorstyle Options



Eaton

Eaton 4Grid

Knightsbridge

Tatton

Door Colour: Agate Grey


Door Glass: Satin

Tatton  
9Grid



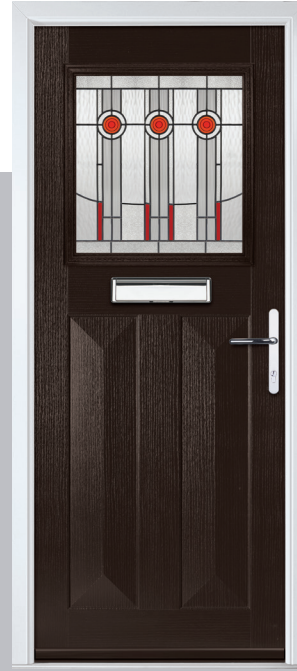
Door Colour: Mulberry

Door Glass: Casino



Door Colour: Black Ash Brown


Door Glass: Metropolis



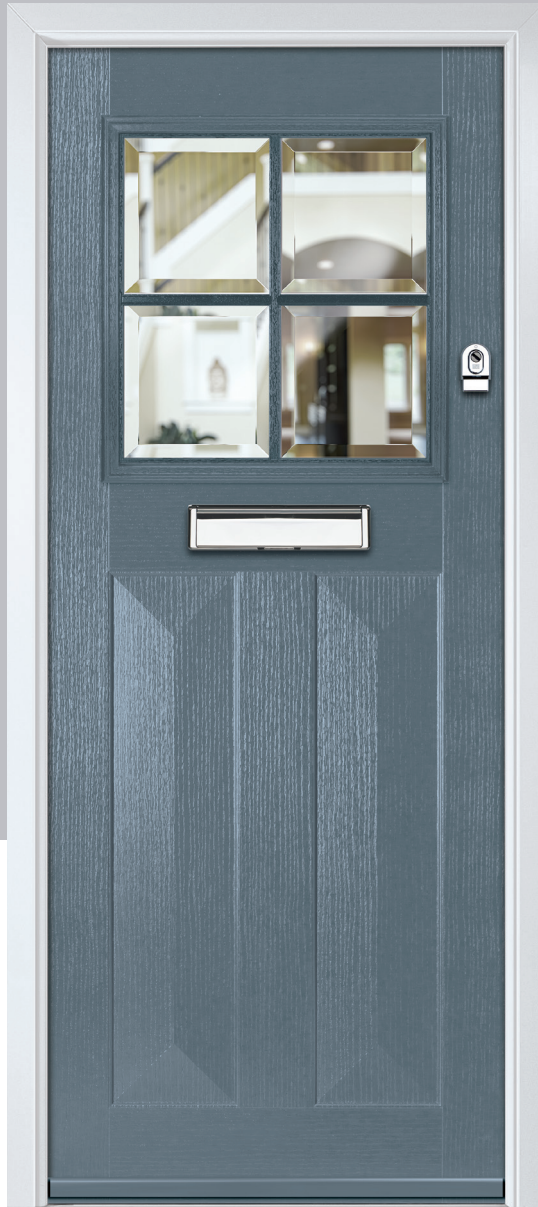
Door Colour: Sage

Door Glass: Louisiana

KBridge  
Option



TRADITIONAL



Door Colour: Slate  
Door Glass: 4 Bevel

Eaton  
4Grid



Door Colour: Black  
Door Glass: Skyscraper

Tatton  
Option

Door Colour: Blue  
Door Glass: Geometric





Door Colour: Military Grey  
Door Glass: Skyscraper  
KBridge Option



Door Colour: Dusky Pink  
Door Glass: Palazzo




Door Colour: Mushroom  
Eaton Solid



Door Colour: Chartwell Green  
Door Glass: Casino

Tatton  
Option



Door Colour: Cotswold  
Door Glass: Empire

KBridge  
Option

Door Colour: Anthracite Grey  
Door Glass: Louisiana  
Tatton Option



Door Colour: Victory Blue  
KBridge Solid



Door Colour: Clotted Cream  
Door Glass: Skyscraper



Door Colour: Silver Grey  
Door Glass: Optimal  
Tatton 4Grid



TRADITIONAL



Door Colour: Green | Door Glass: Palazzo  
KBridge Option

I GRAINED TRADITIONAL DOORS

# Carnoustie

including Birkdale and Penina options

Our most popular composite door option which is now available in a choice of three glazing styles.



Door Colour: Wedgewood | Door Glass: Kew



## Doorstyle Options



Carnoustie



Birkdale



Penina

Door Colour: **Slate**

Door Glass: **Birchwood**



Door Colour: **Stormy Seas**

Door Glass: **Louisiana**



Door Colour: **Chartwell Green**

Door Glass: **Carrington**



Door Colour: **Twilight**

Door Glass: **Lanesborough Blue**



TRADITIONAL



Door Colour: **Anthracite Grey**

Door Glass: **Cubic**



Door Colour: **Cotswold**

Door Glass: **Astoria**

Door Colour: Bolero

Door Glass: Tiffany



Door Colour: Victory Blue

Door Glass: Trio Diamond

Penina Option



Door Colour: California

Door Glass: Prestige



Door Colour: Sage

Door Glass: Artisan



Door Colour: Black

Door Glass: Skyscraper



Door Colour: Cream White

Door Glass: Empire

Birkdale Option


Door Colour: Shadow

Door Glass: Metropolis




Door Colour: Clay

Door Glass: Louisiana Rose Gold



Door Colour: Very Berry

Door Glass: Belgravia



Door Colour: Silver Grey

Door Glass: Tectronic



TRADITIONAL



Door Colour: White | Door Glass: Impression


| GRAINED TRADITIONAL DOORS

# Pinehurst

An evolution of a traditional style with its square top lites.



Door Colour: Military Grey | Door Glass: Louisiana



Door Colour: Emerald

Door Glass: Victorian Border



Door Colour: Mushroom

Door Glass: 4 Bevel Square



Door Colour: Azure

Door Glass: Artemis



Door Colour: Citrine

Door Glass: Belgravia



TRADITIONAL



Door Colour: Bahia Blue

Door Glass: Cubic



Door Colour: Dusky Pink

Door Glass: Trinity

FLiP® Standard  
Cassette Option

I GRAINED TRADITIONAL DOORS

# Troon

including Muirfield option

The traditional six-panel door can be enhanced with either two or four small glazing details.



Door Colour: Agate Grey | Door Glass: Metropolis



## Doorstyle Options



Troon

Muirfield

Solid

Door Colour: **Very Berry**

Door Glass: **Prestige**




Door Colour: **Cotswold**

Door Glass: **Impression**




Door Colour: **Pale Pink**

Door Glass: **Louisiana Rose Gold**




Door Colour: **Anthracite Grey**

Door Glass: **Victorian Border**



TRADITIONAL

ORIGINAL<sup>®</sup>  
Trending  
Colours




Slate



Red



Green




Shadow



Door Colour: **Stormy Seas**

Door Glass: **Louisiana**



Door Colour: **Putty**

Door Glass: **Trio Diamond**



Door Colour: **Chartwell Green**

Door Glass: **Belgravia**

Muirfield  
Option

I GRAINED TRADITIONAL DOORS


# Riviera

including Portrush and Sunburst options

A traditional favourite with just a hint of modern, the Riviera is also available in Portrush and Sunburst options shown below.



Door Colour: Cotswold | Door Glass: Artemis



## Doorstyle Options



Riviera

Portrush

Sunburst

Door Colour: **Nimbus**

Door Glass: **Prestige**



Door Colour: **Clotted Cream**

Door Glass: **Stardrop**




Door Colour: **French Blue**

Door Glass: **Victorian Border**




Door Colour: **Mulberry**

Door Glass: **Impression**



TRADITIONAL


ORIGINAL<sup>®</sup>  
Trending  
Colours



Black



Cotswold



Diablo



Twilight



Door Colour: **Victory Blue**

Door Glass: **Birchwood**



Door Colour: **Chartwell Green**

Door Glass: **Trio Diamond**



Door Colour: **Military Grey**

Door Glass: **Numbers\***

Portrusion  
Option


\*Numbers is a bespoke glass design, customised to suit your number/ letter requirements. We use a standardised font but the position and scale may differ according to the number of characters requested.

| GRAINED TRADITIONAL DOORS

# Lytham

including 4Grid and 9Grid options

With its large glazed area, the Lytham lets light flood through. Also available with GridLite and our unique integral blind option.



### Doorstyle Options



Lytham

4Grid

9Grid


Door Colour: **Shadow**

Door Glass: **Casino**



Door Colour: **Green**

Door Glass: **Impression**



Door Colour: **Citrine**

Door Glass: **Palazzo**



Door Colour: **Clay**

Door Glass: **Optimal**

**9Grid  
Option**




TRADITIONAL

ORIGINAL<sup>®</sup>  
Trending  
Colours



Anthracite Grey



Chartwell Green



Cotswold



Blue



Door Colour: **Mushroom**

Door Glass: **Metropolis**



Door Colour: **Mulberry**

Door Glass: **Trio Diamond**



Door Colour: **Moonshine**

Door Glass: **Optimal**

**4Grid  
Option**

| GRAINED TRADITIONAL DOORS

# Turnberry

including 11Grid option

The large arched glazed area of the Turnberry can also be enhanced with the GridLite option.



Door Colour: Dusky Pink | Door Glass: Synergy



## Doorstyle Options



Turnberry

11Grid

Door Colour: Sage

Door Glass: Satin



Door Colour: Clotted Cream

Door Glass: Victorian Border



Door Colour: Agate Grey

Door Glass: Satin

11Grid  
Option



TRADITIONAL



Door Colour: Chartwell Green

Door Glass: Onyx



Door Colour: Wedgewood

Door Glass: Optimal

11Grid  
Option

I GRAINED TRADITIONAL DOORS

# St Andrews

Reminiscent of the door styles of the 1930's, the St Andrews door is available as a solid door option as well as a glazed.



Door Colour: Agate Grey | Door Glass: Skyscraper



## Doorstyle Options



St Andrews

St Andrews Solid

Door Colour: Chartwell Green

Door Glass: Impression



Door Colour: Wedgewood

Door Glass: Kew



Door Colour: Mushroom

Door Glass: Essence




Door Colour: Victory Blue

Solid Option



TRADITIONAL

ORIGINAL<sup>®</sup>  
Trending Colours



Black



Anthracite Grey



Chartwell Green



Blue



Door Colour: Shadow

Door Glass: Tiffany



Door Colour: Clay

Door Glass: Victorian Border



Door Colour: Putty

Door Glass: Louisiana

| GRAINED TRADITIONAL DOORS



# Belfry

including Pevero option

The Belfry has a unique 'offset etched' detailing and comes in multiple glazing styles.



Door Colour: Cotswold | Door Glass: Cubic



## Doorstyle Options



Belfry

Belfry 3

Pevero


Door Colour: Pale Pink  
Door Glass: Artemis

FLiP®  
Flat Grain



Door Colour: Slate  
Door Glass: Grange

FLiP®  
Flat Grain



Door Colour: Clotted Cream  
Door Glass: Trinity

FLiP®  
Standard



Door Colour: Sage  
Door Glass: Belgravia

FLiP®  
Standard



TRADITIONAL



Door Colour: Wedgewood  
Door Glass: Louisiana

FLiP®  
Standard

Belfry 3  
Option



Door Colour: Clay  
Door Glass: Graphite

FLiP®  
Flat Grain

Pevero  
Option

| GRAINED TRADITIONAL DOORS

# Sunningdale

The Sunningdale is available with a wide range of glass designs.



Door Colour: Slate | Door Glass: Graphite



## Doorstyle Options



Sunningdale

Farmhouse Solid

Door Colour: Florida

Door Glass: Trio Diamond



Door Colour: Moonshine

Door Glass: Louisiana



Door Colour: Clotted Cream

Door Glass: Kew




Door Colour: Stormy Seas

Door Glass: Artemis




TRADITIONAL

ORIGINAL<sup>®</sup>  
Trending  
Colours



Chartwell Green



Agate Grey



Clay



Cotswold



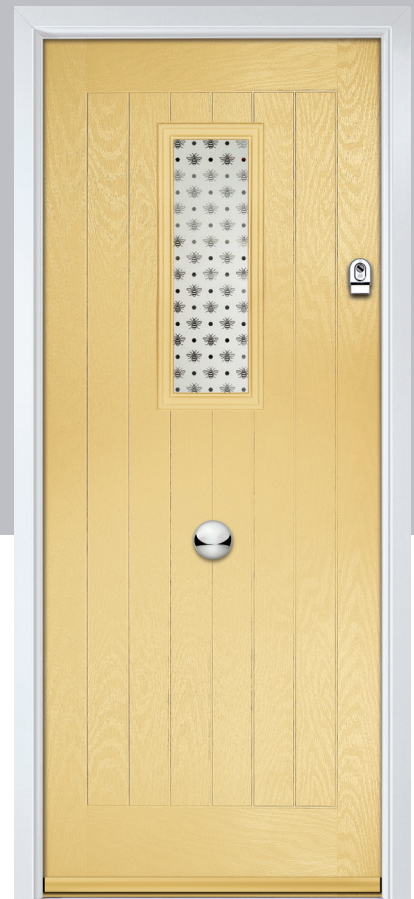
Door Colour: Victory Blue

Door Glass: Birchwood



Door Colour: Dusky Pink

Door Glass: Prestige



Door Colour: Citrine

Door Glass: Hive

| GRAINED TRADITIONAL DOORS

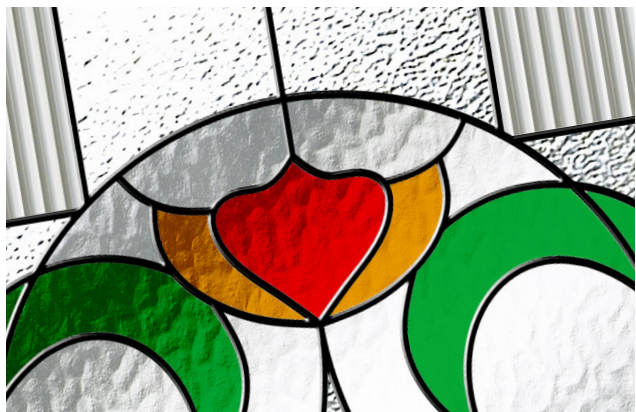
# Merion

including 4Grid option

The Merion is available with a complementary glass range designed specifically for this door style.



Door Colour: Sage | Door Glass: Lavish



Doorstyle Options



Merion

4Grid

Door Colour: Very Berry

4Grid  
Option

Door Glass: Bevel Square




Door Colour: Chartwell Green

Door Glass: Artemis



Door Colour: Anthracite Grey

Door Glass: Louisiana



Door Colour: Cotswold

Door Glass: Blossom



TRADITIONAL



Door Colour: Agate Grey | Door Glass: Empire

# Stable Door

Bring the outside in with our range of stable doors, available in 6 of our most popular Farmhouse door designs.\*



Door Colour: White | Door Glass: Satin

## Doorstyle Options



Sunningdale

Belfry

Solid

Merion

Merion 4Grid

Pevero

Door Colour: Moonshine

Door Glass: Louisiana



Door Colour: Agate Grey

Door Glass: Satin



Door Colour: Bright Pink

Door Glass: Belgravia




Door Colour: Wedgewood

Door Glass: Cubic



TRADITIONAL

ORIGINAL<sup>®</sup>  
Trending  
Colours



Chartwell Green



Agate Grey



White



Cotswold



Door Colour: Cream White

Door Glass: Grange



Door Colour: Chartwell Green

Door Glass: Lavish



Door Colour: Clay

\*For glass availability see the respective door style.



OR*i*GINAL®

A NEW STANDARD IN DOORS

Linear Etched Detail

Flush

GRAINED  
**CONTEMPORARY**  
DOORS


Door Colour: Nimbus

Door Glass: Louisiana



Door Colour: Blue

Door Glass: Palazzo




Door Colour: Slate

Door Glass: Victorian Border



Door Colour: Citrine

Door Glass: Skyscraper



CONTEMPORARY

I GRAINED CONTEMPORARY DOORS

# Oulton

A popular style that's been given a refresh with two long panels that combine traditional styles with contemporary.



Door Colour: Agate | Door Glass: Metropolis

| GRAINED CONTEMPORARY DOORS

# Gleneagles

including Grove and Kings option

Our popular Gleneagles design has been updated to feature a brand-new linear etch grain and is available as a single or grid glazing unit, as well as new designs Oulton, Kings and Grove.



Door Colour: Slate | Door Glass: Skyscraper



### Doorstyle Options



Gleneagles

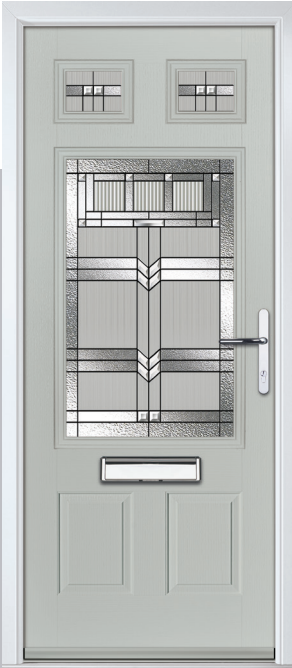
Gleneagles 4Grid

Grove

Kings


Door Colour: Agate Grey

Door Glass: Palazzo



Door Colour: Twilight

Door Glass: Louisiana



Door Colour: Silver Grey

Door Glass: Impression



Door Colour: Mulberry

Door Glass: Victorian Border




CONTEMPORARY

ORIGINAL<sup>®</sup>  
Trending  
Colours




Anthracite Grey



Shadow



Stormy Seas



Mulberry



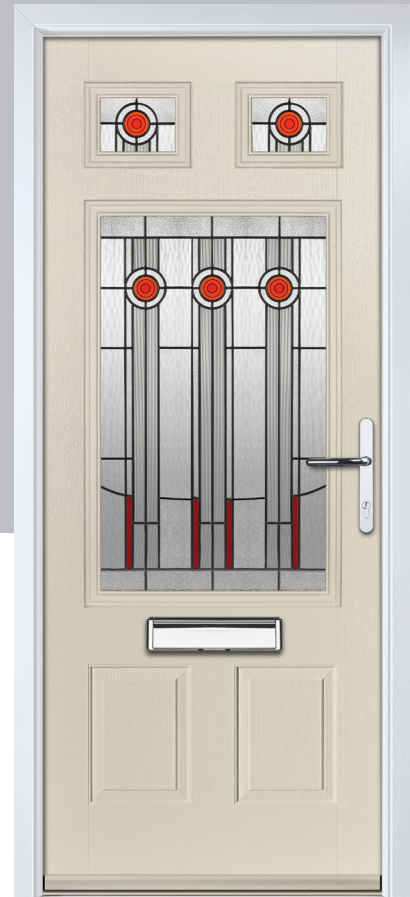
Door Colour: Nimbus

Door Glass: Artemis



Door Colour: Black

Door Glass: Lotus



Door Colour: Clotted Cream

Door Glass: Metropolis


Door Colour: **Pale Pink**

Door Glass: **Louisiana Rose Gold**



Door Colour: **Anthracite Grey**

Door Glass: **Palazzo**



Door Colour: **Shadow**

Door Glass: **Synergy**



Door Colour: **White**

Door Glass: **Graphite**



Door Colour: **Green**

Door Glass: **Optimal**

**4Grid  
Option**



Door Colour: **Agate Grey**

Door Glass: **Tectronic**

Door Colour: Agate Grey

Door Glass: Prestige



Door Colour: Sage

Door Glass: Victorian Border



Door Colour: Nimbus

Door Glass: Trio Diamond



TRADITIONAL  
Farmhouse  
Option

Door Colour: Sandstone

Door Glass: Impression



TRADITIONAL  
Farmhouse  
Option

CONTEMPORARY

I GRAINED CONTEMPORARY DOORS

# Chantilly

The facing curves of the glazing detail make a truly modern statement in the Chantilly door.



Door Colour: Black | Door Glass: Stardrop




| GRAINED CONTEMPORARY DOORS

# Seminole

The Seminole is a very popular contemporary door design with an abundance of glazing options and positions.



Door Colour: Florida | Door Glass: Victorian Border



## Doorstyle Options



Seminole 4

Seminole 3

Door Colour: Putty  
Door Glass: Prestige

Left  
Option



Door Colour: Chartwell Green  
Door Glass: Palazzo

Centre  
Option



Door Colour: Mulberry  
Door Glass: Graphite

Right  
Option



Door Colour: Clay  
Door Glass: Cubic

Left  
Option



CONTEMPORARY


ORIGINAL<sup>®</sup>  
Trending  
Colours




Black



Slate



Silver Grey



Mulberry



Door Colour: Clotted Cream  
Door Glass: Impression

Farmhouse  
Option  
TRADITIONAL



Door Colour: White  
Door Glass: Tectronic




Door Colour: Anthracite Grey  
Door Glass: Louisiana

Farmhouse  
Option  
TRADITIONAL

I GRAINED CONTEMPORARY DOORS

# Vilamoura

The inline slim glazing details on the Vilamoura door is inspired by the European door look.




Door Colour: Anthracite Grey  
Door Glass: Louisiana



Door Colour: Agate Grey  
Door Glass: Graphite



Door Colour: Emerald  
Door Glass: Cubic



Door Colour: French Blue  
Door Glass: Birchwood

Farmhouse  
Option

TRADITIONAL

Door Colour: Moonshine

Door Glass: Cubic




Door Colour: Diablo

Door Glass: Tectronic



Door Colour: Bright Pink


Door Glass: Lotus



Door Colour: Mulberry

Door Glass: Victorian Border

Copenhagen Option



CONTEMPORARY

I GRAINED CONTEMPORARY DOORS


# Oakmont

including Copenhagen option

A stunning design using colour matched cassettes for all colour options.



Door Colour: Sage | Door Glass: Skyline



# Augusta

With its simple, slim glazed panel and parallel pull handle, the Augusta has a clean modern style.



Door Colour: **Clotted Cream** | Door Glass: **Graphite**



Door Colour: **Bolero**  
Door Glass: **Artemis**



Door Colour: **Sage**  
Door Glass: **Impression**



Door Colour: **Victory Blue**  
Door Glass: **Lotus**



Door Colour: **Citrine**  
Door Glass: **Louisiana**

Door Colour: **Slate**  
Door Glass: **Skyscraper**



Door Colour: **Bahia Blue**  
Door Glass: **Victorian Border**



Door Colour: **Clay**  
Door Glass: **Impression**

FLiP®  
Standard



Door Colour: **Chartwell Green**  
Door Glass: **Trio Diamond**

FLiP®  
Standard



CONTEMPORARY


I GRAINED CONTEMPORARY DOORS

# Augusta Long

A full length decorative glass alternative to the standard Augusta.



Door Colour: **Nimbus** | Door Glass: **Deco**



# Inox Nice

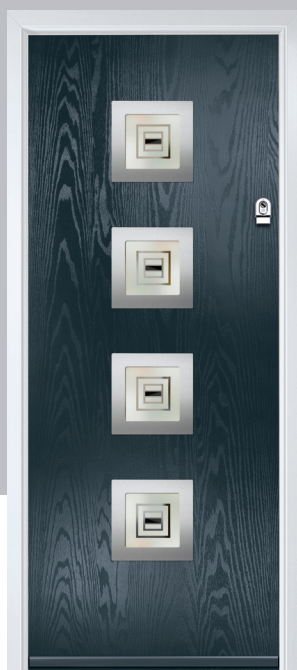
The Inox Nice door offers a Mediterranean style with four decorative lites that allow the light to stream in.



Door Colour: Slate | Door Glass: Trinity



Door Colour: Clay  
Door Glass: Vector (Black Only)




Door Colour: Anthracite Grey  
Door Glass: Space



Door Colour: Silver Grey  
Door Glass: Graphite

Black Option



Door Colour: Sage  
Door Glass: Cubic

Links Option


Door Colour: Very Berry

Door Glass: Cubic



Door Colour: Shadow

Door Glass: Trinity



DESIGNER

Links  
Option

Door Colour: Nimbus

Door Glass: Satin



Black  
Option

Door Colour: Moonshine

Door Glass: Graphite



CONTEMPORARY

I GRAINED CONTEMPORARY DOORS

# Inox Lyon

Inox Lyon provides a stunning mix of two smaller lites delicately 'bookending' a larger central lite to optimise light penetration.



Door Colour: Black | Door Glass: Skyline



# Inox Munich

With its large single centre lite drawing the eye, the Inox Munich achieves a bold yet graceful design.



Door Colour: Clay | Door Glass: Skyscraper

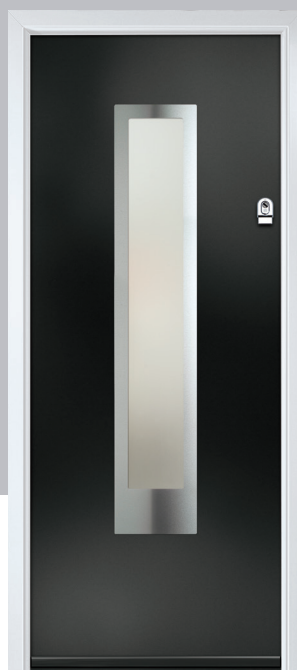
**Black Option**



Door Colour: Agate Grey  
Door Glass: Graphite



Door Colour: Anthracite Grey  
Door Glass: Synergy



Door Colour: Black  
Door Glass: Satin



Door Colour: Twilight  
Door Glass: Aspen

**Links Option**  
DESIGNER


Door Colour: Victory Blue

Door Glass: Graphite



Door Colour: Anthracite Grey

Door Glass: Satin



Door Colour: Military Grey

Door Glass: Skyscraper



DESIGNER

Links  
Option

Door Colour: Slate

Door Glass: Cubic



Black  
Option

CONTEMPORARY


| GRAINED CONTEMPORARY DOORS

# Inox Monaco

With its large single centre lite drawing the eye, the Inox Monaco achieves a bold yet graceful design.



Door Colour: Blue | Door Glass: Quantum



# Inox Barcelona

The sweeping Barcelona design 'oozes' sophistication and is a popular option. Available with or without curve panel.




Door Colour: Wedgewood | Door Glass: Halo **Black Option**




Door Colour: Stormy Seas **Left Option**  
Door Glass: Tokyo



Door Colour: Very Berry **Right Option**  
Door Glass: Halo



Door Colour: Anthracite Grey **FLIP Cassette Option**  
Door Glass: Louisiana



Door Colour: Black **FLIP Cassette Option**  
Door Glass: Victorian Border



OR*i*GINAL®

A NEW STANDARD IN DOORS

MONZA II

**DESIGNER**

DOORS


I GRAINED DESIGNER DOORS

# Monza II Augusta Long

A stunning modern design features linear etched detailing, a panelled moulding design and stunning full-length piece of glass for extra wow.



Door Colour: Agate Grey | Door Glass: Skyscraper



## Doorstyle Options



Augusta Long

Solid

Door Colour: French Blue

Left Option

Door Glass: Graphite



Door Colour: Mulberry

Right Option

Door Glass: Numbers\*



Door Colour: Dusky Pink

Left Option

Door Glass: Louisiana



Door Colour: Anthracite Grey

Right Option

Door Glass: Quantum



DESIGNER

ORIGINAL®


Trending Colours



White



Azure



Shadow



Sandstone



Door Colour: Clay

Left Option

Door Glass: Palazzo



Door Colour: Slate

Centre Option

Door Glass: Etch Lines



Door Colour: Silver Grey

Right Option

Door Glass: Lotus

\*Numbers is a bespoke glass design, customised to suit your number/ letter requirements. We use a standardised font but the position and scale may differ according to the number of characters requested.


I GRAINED DESIGNER DOORS

# Monza II Augusta

Linear, angular and modern, Monza II Augusta is a stunning design with a focal point of glass that really steals the show.



Door Colour: Silver Grey | Door Glass: Louisiana



## Doorstyle Options



Augusta

Solid

Door Colour: Mulberry  
Door Glass: Quantum

Left  
Option



Door Colour: Clotted Cream  
Door Glass: Graphite

Centre  
Option



Door Colour: Shadow  
Door Glass: Metropolis

Centre  
Option



Door Colour: Wedgewood  
Door Glass: Palazzo

Right  
Option




DESIGNER



Door Colour: Alaskan Birch  
Door Glass: Etch Lines

Centre  
Option



Door Colour: Military Grey  
Door Glass: Deco

Centre  
Option


I GRAINED DESIGNER DOORS

# Monza II Square

This modern design is brought to life with clean lines and crisp edges, available with three or four glazing apertures.



Door Colour: Cotswold | Door Glass: Louisiana



## Doorstyle Options



Square 4

Square 3

Door Colour: Clotted Cream  
Door Glass: Artemis

Left  
Option



Door Colour: Twilight  
Door Glass: Belgravia

Centre  
Option



Door Colour: Nimbus  
Door Glass: Trinity

Right  
Option



Door Colour: Agate Grey  
Door Glass: Graphite

Flush  
Option



DESIGNER



Door Colour: Sage  
Door Glass: Cubic

Centre  
Option



Door Colour: Stone Grey  
Door Glass: Space

Centre  
Option


I GRAINED DESIGNER DOORS

# Monza II Oakmont

The Oakmont design beautifully complements the horizontal panels of the Monza II slab with bold rectangular glazing apertures.




Door Colour: Mulberry | Door Glass: Skyline




Door Colour: Stormy Seas

Door Glass: Cubic




Door Colour: Florida

Door Glass: Victorian Border




Door Colour: Azure

Door Glass: Satin



Door Colour: Slate

Door Glass: Lotus



DESIGNER



Door Colour: Moonshine

Door Glass: Belgravia



Door Colour: Citrine

Door Glass: Tectronic

# Monza II Inox Nice

The epitome of modern, the combination of the Monza II slab and Inox cassettes in the Nice design creates something fresh and intriguing.




Door Colour: Florida | Door Glass: Space



Door Colour: Silver Grey  
Door Glass: Graphite

**Black Option**




Door Colour: Mulberry  
Door Glass: Skyline



Door Colour: Alaskan Birch  
Door Glass: Trinity


**Black Option**



Door Colour: Victory Blue  
Door Glass: Vector (Black Only)

Door Colour: Anthracite Grey

Door Glass: Cubic



Door Colour: Wedgewood

Door Glass: Satin



Door Colour: Pale Pink

Door Glass: Quantum



Black Option

Door Colour: Alaskan Birch

Door Glass: Syscraper



DESIGNER

I GRAINED DESIGNER DOORS

# Monza II Inox Monaco

With its contemporary linear etched detailing, the Monza II is a stunning door available glazed or as a solid door option.



Door Colour: Stone Grey | Door Glass: Graphite





OR*i*GINAL®

A NEW STANDARD IN DOORS

LINKS

**DESIGNER**

DOORS

# METALLiC

A new METALLiC finish is available exclusively across the FLiP Flat Stipple cassette range. Using the latest paint technology, METALLiC adds a bit of shine to further enhance the ultimate Designer door, Links.

Available for Links Square, Links Augusta, Links Augusta Long, Links Oakmont and Links Copenhagen designs.





TWiNTONE is the new Designer glazing cassette option intended to offer some serious contrasting design choices for the grey colour door movement.

Available exclusively on the Links Designer door range with the stunning Anthracite Grey FLiP Flat Stipple cassette for Links Square, Links Augusta, Links Augusta Long, Links Oakmont and Links Copenhagen designs.



Door Colour: Anthracite Grey

Door Glass: Louisiana




Door Colour: Stormy Seas

Door Glass: Graphite



Door Colour: Clay

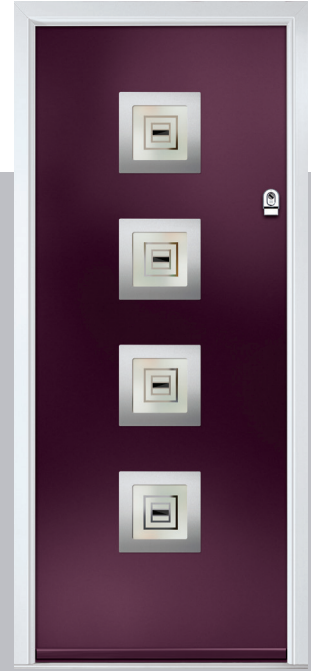
Door Glass: Cubic



Inox Nice  
Black  
Option

Door Colour: Very Berry

Door Glass: Space



Inox Nice  
Silver  
Option

DESIGNER



I LINKS DESIGNER DOORS

# Links Square

A popular choice with its bold colours and sleek pull handles, makes the perfect statement for a contemporary home.






Door Colour: Slate | Door Glass: Trinity




# Links Oakmont

including Copenhagen option

The Links Oakmont door offers a unique, modern style with four decorative horizontal lites that allow light to stream in.




Door Colour: Silver Grey  
Door Glass: Belgravia **TWINTONE**



Door Colour: Olive Grove  
Door Glass: Cubic



Door Colour: Moonshine  
Door Glass: Victorian Border



Door Colour: Florida  
Door Glass: Tectronic  
**Copenhagen Option**

Door Colour: Mulberry  
Door Glass: Quantum



Door Colour: Wedgewood  
Door Glass: Deco




Door Colour: Shadow  
Door Glass: Graphite

Inox Munich  
Black Option



Door Colour: Blue  
Door Glass: Skyscraper

Inox Munich  
Silver Option



DESIGNER

I LINKS DESIGNER DOORS

# Links Augusta

With its simple, slim glazed panel and parallel pull handle, the Links Augusta has a clean modern style.



Door Colour: Bahia Blue | Door Glass: Lotus




# Links Augusta Long

A full length decorative glass alternative to the standard Links Augusta.



Door Colour: Agate Grey | Door Glass: Tectronic 



## Doorstyle Options



Left

Centre

Right

Door Colour: Stormy Seas  
Door Glass: Victorian Border

Left  
Option



Door Colour: Mushroom  
Door Glass: Palazzo

Centre  
Option



Door Colour: Agate Grey  
Door Glass: Graphite

Inox Monaco  
Black  
Option



Door Colour: Slate  
Door Glass: Quantum

Inox Monaco  
Silver  
Option



DESIGNER



Door Colour: Anthracite Grey  
Door Glass: Louisiana

METALLIC

Centre  
Option



Door Colour: Pale Pink  
Door Glass: Skyscraper

Centre  
Option

# Composite Sidepanel Options

For homes with larger openings, we offer a range of panelled and flush sidelight options to complement your door. This option is available with full, matching decorative glass. Size restrictions apply.



Door Colour: Sage | Door Glass: Impression



Carnoustie

Birkdale

Penina (Left)

Penina (Right)

Medinah  
(FLiP Flat Grain)

Medinah  
(FLiP Standard)

Troon

Muirfield

Solid

Door Colour: Agate Grey

FLiP®  
Standard

Door Glass: Tiffany



Door Colour: Mulberry


Door Glass: Trio Diamonds



Door Colour: Shadow

FLiP®  
Standard

Door Glass: Louisiana




Medinah sidelights can now use the FLiP® Standard Cassettes as well as the FLiP® Flat Grained and Flat Stipple.



Door Colour: Wedgewood

Door Glass: Victorian Border



## Decorative Glass Options

Decorative Glass transforms doors and makes a personal statement. We offer a range of styles to suit all budgets and tastes from contemporary styling to traditional choices. All our decorative glass is manufactured to the highest possible standards.


Traditional



Exclusive

### 4 Bevel

A simple glass design combining 4 clear bevelled glass squares and blackened coming that allows the light to flood.



### Artisan

Effortless elegance and eye-catching style combine to create a stunning focal point. The sweeping polished zinc comes combine beautifully with the textured glasses to create a simple minimalist design option.



Exclusive

### Astoria

An Edwardian era design created using a combination of rich coloured glass of varying texture. Encapsulated inside a triple glazed unit to combine traditional leaded glass with 21st Century performance.



Exclusive

### Belgravia

A Victorian inspired repeat design with a delicate star motif set into a diamond pattern. The combination of etched and clear glass works beautifully well on this traditional timeless design.



Exclusive


### Blossom

The beautiful bevelled heart and flower motif that is the centrepiece of this design is reminiscent of the style created by Scottish designer and architect, Charles Rennie Macintosh. The combination of the central motif with subtle patterned glass makes this one of our most popular designs.



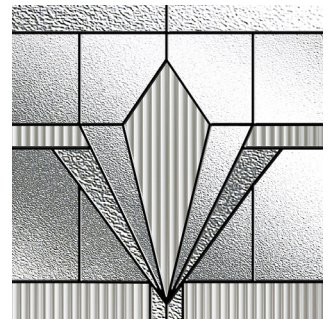
### Birchwood

The purity of this linear range draws its inspiration from Frank Lloyd Wright. Hints of cubism come together with leading edge glass technology to create a wonderful multi-textured finish.



### Carrington

Only available in our Carnoustie door, this simple design and uses traditional lead on a stipple backing glass. The diamond lead design sits proud to the outer pane when glazed into the door.



### Casino

A 1930's inspired design utilising a range of clear glass textures to create a traditional design, particularly suited to inter-war properties.



Exclusive

### Empire

A detailed yet subtle design with a clear repeating design motif set against etched effect glass. The classic 1920's Art Deco motif design suits a wide range of door styles and architectural styles.



### Essence

A 1930's style decorative glass design combining a range of bold heritage colours and textured glasses with blackened coming and traditional soldered joints.



### Geometric

An intricate design of crisp line and geometric shapes creates an eye-catching and unique design.



### Grange

Grange has been a mainstay of door glass design for over a century and is still a popular option today with customers looking to maintain a traditional appearance.



**Indulgence Grey**

The delicately shaped clear glass bevels glisten against the etched glass and create a look of understated and tasteful elegance.




**Jazz**

Inspired by the striking glass designs of the Art Deco period, the combination of glass textures, colours and flowing lines makes a bold statement and focal point for your door.



**Lanesborough**

Genuine coloured Spectrum Glass with blackened comes combine to create this stunning leadlight design, reminiscent of the Victorian era. Available in 3 border colours: Amber, Blue or Green.




**Lavish**

Our most traditional design, the Edwardian-era, Savoy glass option combines timeless green, amber and red colourways with on-trend fluted glass. The glass pieces are combined with a subtle black caming and encapsulated inside the glass unit.



**Numbers\***

A custom house number as a combination of clear and etched glass, is available on a range of standard glass sizes.



**Optimal**

Simulated divided lights create the look of individual panes of glass, whilst maintaining the performance benefits of a single double glazed unit.



**Onyx**

Beautifully handcrafted, the geometry of the brilliant cut recurring diamond motif, complemented by etch effect glass, bring privacy and security to your home.



**Prestige**

Simple yet striking. The brilliant-cut and bevelled diamond shapes are a classic design and work beautifully in this minimalist and balanced design.




**Speakeasy**

A unique custom house number design that allows you to put your stamp on this art deco-inspired piece.



**Stardrop**

Stardrop features delicate star drops in a sparse pattern giving a high level of obscurity through the etched texture of the glass.



**Trio Diamonds**

This glass features brilliant-cut bevels accompanied by clear glass bevels. An incredibly popular design, it has high level of light transmission with delicate design features.




**Tiffany**

The Tiffany is reminiscent of designs used in the Victorian period. It uses a combination of vibrant coloured glasses against a background of softly rippled glass, with blackened comes.



**Clear or Obscure Glass Options**

The majority of our door styles are also available in a standard range of 4 carefully Laminated Low-E patterned glass options or Laminated Low-E clear glass.




Minster



Stippolyte



Cotswold



Satin

\*Numbers is a bespoke glass design, customised to suit your number/ letter requirements. We use a standardised font but the position and scale may differ according to the number of characters requested.




**Artemis**

Artemis is simplistic, but elegant. The 12mm clear border combined with sandblasted centre glass allows just the perfect amount of light to flood through the entrance of your home.




**Aspen**

This European style design is produced using high grade brushed stainless Inox elements, that are bonded to the centre pane of glass. This combination provides a unique contrast.



**Cubic**

The concentric squares inside a band of sandblasted glass is a subtle take on our Vector design. The Difuso glass ensures high levels of privacy whilst maintaining light transmission.




**Deco**

Exclusively commissioned by glass artisans, Deco uses a sophisticated frosted backing glass coupled with clear dividing lines that create a simple, elegant and highly desirable contemporary design.



**Halo**

A stunningly simple design, Halo is created using hand cut glass centres, that are polished and bonded within a clear border. The contrast offers a beautiful combination.




**Palazzo**

Inspired by the Prairie design movement, Le Moyné combines simple bevel glass pieces, lineal design and chevrons with on trend Fluted glass to create a stunning contemporary design.




**Panama**

A sophisticated, contemporary design incorporating various glass textures with clear 'came' lines. Panama is a twist on lineal Art Deco period style.




**Synergy**

A modern twist on a traditional technique, Synergy combines hand-cut textured glass pieces, contemporary fused glass elements and polished zinc coming.




**Tokyo**

Tokyo is designed to focus on continental styling that suits the door that surrounds them. Contemporary, clean, simple etched designs that have proved very popular.



**Vector**

By combining Fusion glass tiles with small stainless steel elements and etched glass, Vector is a strikingly modern glazing option that is ideally suited for contemporary doorsets.



**Victorian Border**

Obscure delicately sandblasted glass combined with a crisp clear keyline gives Victorian Border a classical simplicity that is equally in place in contemporary and traditional doors.



**Bold Pink**

Inspired by Pop Art and developed into a decorative glass design unlike anything else available by our design consultant Jeyda, Bold Pink makes the ultimate statement.




**Etch Lines**

The simplicity of the clear lines against the etched effect gives a truly contemporary, minimalist look that combines privacy and design.




**Graphite**

Graphite is modernity at its best. Using the latest weld-free coming technology in stunning matt black, it is a modern take on decorative glass which will complement any contemporary door.



**Hive**

Hive has always been an icon of hard work, but more recently, promotes the ideal of togetherness. It's roots have been based in Manchester for centuries – but can be seen across the UK as a symbol of nature.




**Impression**

Stunning black chrome coming combined with satin and grey bevelled glass pieces, Impression makes a striking statement encapsulated inside a double glazed unit for easy cleaning.




**Kew**

Kew combines intricate bevel work and soft water glass against a background of obscure etched glass. The central flower motif will make a stunning focal point for any door.



**Lotus**

Using the 'weld-free' chrome finish aluminium comes, combined with bevelled glass pieces and etched Millennium glass, Lotus is a truly stunning yet simple design.



**Louisiana**

The complex bevelled design combined with stunning textured glass creates a design with undoubted kerb appeal and 'Wow Factor'.



Exclusive

**Metropolis**

Metropolis is inspired by the Art Deco designs of the 1930's and, with its bold design and colourways, it looks equally at home in both traditional and more modern door settings.



Exclusive

**Peak**

From the unique Jeyda design collection, Peak is a fabulously unique design with an array of colours and textures combined with fine black lines.



**Quantum**

Combining our soft acid etched Difuso glass with the deeper texture of the sandblasted design creates a modern, striking glass perfectly suited for contemporary doors.



**Skyline**


A simplistic yet strikingly modern glass design, Skyline uses a combination of multi-width clear lines against a background of delicately sandblasted glass.



NEW

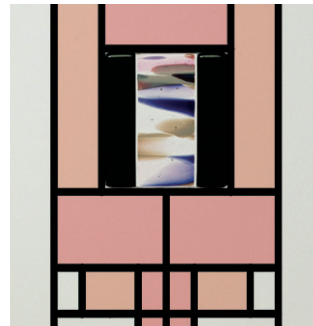
**Skyscraper**

Utilising flat black coming, on trend Fluted glass and simple bevelled glass pieces, the glass design features many of the elements featured in 1930's Manhattan architecture and now seen in the Industrial-Heritage style revival.




**Soul Pink**

The combination of delicate pink colours with varying levels of transparency, combined to create a modern design with a nod to the mid-century modern design style.



**Spirit Pink**

Bold colours and textured glass effects are combined with a beautiful, fused glass motif.



**Space**

Minimalist and stylish, Space is a modern geometric design of an etched glass design, offset with 3-dimensional black glass elements, encapsulated inside a triple glazed unit.



Exclusive

**Tectronic**

A truly contemporary design from our in-house designer Jeyda. The geometric shapes are combined with neutral greys and black glass colours to create a design unlike anything else on the market today.



**Trinity**

The multi-width lines of Difuso soft acid etched glass contrast beautifully with the deeper texture of the sandblasting to create a truly modern design.

## Decorative Glass Availability

Our multitude of decorative glass designs and options, paired with a wide range of door styles enables you to personalise your door effortlessly.

TRADITIONAL	Carnoustie / Knightsbridge	Birkdale	Penina	Pinehurst	Troon	Muirfield	Riviera	Portrush	Sunburst	Lytham / Tatton	Lytham / Tatton 4Grid	Lytham / Tatton 9Grid	Turnberry	Turnberry 11Grid	St Andrews	Belfry 1 & 3	Pevero	Sunningdale	Eaton / Merion	Eaton / Merion 4Grid
4 Bevel Square				■												■	■		■	■
Artemis	■	■	■	■	■	■	■	■								■	■	■	■	
Artisan	■	■	■																	
Astoria	■	■	■																	
Belgravia	■	■	■	■	■	■										■	■	■	■	
Birchwood	■	■	■		■	■	■	■										■		
Blossom																			■	
Bold Pink										■										
Carrington	■	■	■																	
Casino										■										■
Cubic	■	■	■	■		■										■	■			
Empire	■	■	■																■	
Essence															■					
Geometric																			■	
Grange																■	■			
Graphite	■	■	■	■												■	■	■		
Halo																				
Hive																			■	
Impression	■	■	■		■	■	■	■		■					■				■	
Jazz																			■	
Kew	■	■	■												■				■	
Lanesborough	■	■	■																	
Lavish																				■
Louisiana	■	■	■	■	■	■				■					■	■	■	■	■	■
Louisiana Rose Gold	■	■	■		■	■													■	■
Metropolis	■	■	■		■	■				■									■	■
Numbers							■	■		■										
Onyx													■							
Optimal									■		■	■		■						■
Palazzo	■	■	■		■					■										■
Panama															■					
Peak								■												
Prestige	■	■	■		■	■	■	■											■	
Skyscraper	■	■	■							■					■					■
Soul Pink	■	■	■																	
Space				■												■	■			
Speakeasy																				■
Spirit Pink	■	■	■																	
Stardrop							■	■											■	
Synergy													■							
Tectronic	■	■	■		■	■													■	
Tiffany	■	■	■												■					
Trinity				■												■	■			
Trio Diamond	■	■	■		■	■	■	■		■									■	
Victorian Border	■	■	■	■	■	■	■	■		■			■		■	■	■	■	■	■

CONTEMPORARY	Gleneagles	Gleneagles 4Grid	Kings	Grove
4 Bevel Square				
Artemis			■	
Aspen				
Belgravia			■	
Birchwood			■	
Cubic			■	
Deco				
Etch Lines				
Graphite	■		■	
Halo				
Impression	■		■	■
Indulgence Grey	■			
Lanesborough				
Lotus	■			
Louisiana	■		■	■
Louisiana Rose Gold	■		■	
Metropolis			■	■
Numbers				
Optimal		■		
Palazzo			■	■
Peak				
Prestige			■	
Quantum				
Skyline				
Skyscraper	■			
Space				
Stardrop				
Synergy	■			
Tectronic			■	
Tiffany				
Tokyo				
Trinity				
Trio Diamond			■	■
Vector				
Victorian Border	■		■	■

CONTEMPORARY	Oulton	Chantilly	Seminole 3 / 4 / 5	Vilamoura	Oakmont / Copenhagen	Augusta	Augusta Long	Square 3 & 4	Inox Nice	Inox Lyon	Inox Munich	Inox Monaco	Inox Barcelona	FLJP Barcelona
4 Bevel Square								■						
Artemis	■	■	■	■		■	■	■						■
Aspen											■			
Belgravia			■	■	■			■						■
Birchwood		■	■	■										■
Cubic			■	■	■			■	■	■		■		■
Deco	■					■	■							
Etch Lines	■					■	■							
Graphite	■		■	■		■	■	■	■	■	■	■		
Halo													■	
Impression	■	■	■	■		■	■							■
Indulgence Grey														
Lanesborough							■							
Lotus	■				■	■	■							
Louisiana	■		■	■		■	■	■						■
Louisiana Rose Gold	■		■	■		■	■							■
Metropolis	■		■	■		■								■
Numbers	■	■				■	■							
Optimal														
Palazzo	■		■	■		■	■							■
Peak		■												
Prestige		■	■	■										■
Quantum	■					■	■					■		
Skyline					■			■	■					
Skyscraper	■					■	■				■	■		
Space								■	■					
Stardrop		■												
Synergy											■			
Tectronic			■	■	■		■							■
Tiffany							■							
Tokyo													■	
Trinity							■	■	■	■				
Trio Diamond		■	■	■			■							■
Vector									■					
Victorian Border	■	■	■	■	■	■	■	■						■

DESIGNER	Monza    Augusta Long	Monza    Augusta	Monza    Square 3 & 4	Monza    Oakmont	Monza    Inox Nice	Monza    Inox Monaco	Links Square 3 & 4	Links Oakmont / Copen	Links Augusta	Links Augusta Long
4 Bevel Square			■							
Artemis	■	■	■				■		■	■
Belgravia			■	■			■	■		
Cubic			■	■	■	■	■			
Deco	■	■							■	■
Etch Lines	■	■							■	■
Grange										
Graphite	■	■	■		■	■	■		■	■
Impression	■	■							■	■
Lanesborough	■									■
Lotus	■	■		■				■	■	■
Louisiana	■	■	■				■		■	■
Louisiana Rose Gold	■	■							■	■
Metropolis		■							■	
Numbers	■	■							■	■
Palazzo	■	■							■	■
Quantum	■	■				■			■	■
Skyscraper	■	■				■			■	■
Skyline				■	■			■		
Space			■		■		■			
Tectronic	■			■				■		■
Tiffany	■									■
Trinity	■		■		■		■			■
Trio Diamond	■									■
Vector					■					
Victorian Border	■	■	■	■			■	■	■	■

# Technical Specifications

## ORiGINAL® 44mm Door

- > Grained GRP skins are available in a wide variety of styles and colours including wood stains
- > Stiles and Rails are manufactured from a water-resistant polymer
- > The key material components of an ORiGINAL foam filled door are sustainably sourced LVL, recycled PVC and foam.
- > Superior heat and sound insulation
- > Complimentary choice of grained reglazeable cassettes
- > Doors meet the test standard for PAS:24 and Secured by Design
- > Q-Marked with full manufacturing traceability

## Glass

All the double and triple glazed units used in our doors are manufactured to the highest standard and come with internationally recognised accreditations for performance, strength and thermal efficiency.

### High Performance Secure Units

All units are made laminated to comply with Document Q. All units are manufactured to the EN1279 standard for quality of seal and life expectancy

### Thermally Efficient

All the clear or obscure glass units in our range have insulating features as standard. They are manufactured using low emissivity glass and the airspace is filled with Argon gas to give industry leading thermal efficiency.

In addition, we only use warm edge spacer systems.

# Care and Maintenance

Your new door should keep you safe and secure for years to come however with all products and especially those that are exposed to the elements we recommend that you carry out a care and maintenance routine.


- > Door frames should be washed with warm soapy water.
- > The door leaf should only be cleaned using warm water or non-aggressive composite door wipes. No solvent-based product or abrasives should be used as these will damage the surface of the skin.

- > External glass should be cleaned with warm soapy water and cleaned with a proprietary glass cleaner.
- > Maintenance of the door may be required to maintain any guarantees from the installer. Hinges should be lubricated with engineering oil. Cylinders can be lubricated with Teflon-based products only, as other oils may cause degradation. If necessary, a small amount of lubricant can be applied to the moving parts such as letterplates, handles and knockers.





Door Design: Knightsbridge | Door Colour: Black | Door Glass: Empire





# O R *i* G I N A L<sup>®</sup>

A NEW STANDARD IN DOORS

All images portrayed in this brochure should not be reproduced without specific written permission from the original owner of the artwork. Images, designs and colours are for illustrative purposes only and may differ when manufactured. We reserve the right to amend or withdraw any products within this brochure without prior notice. Door colours shown in this brochure should be used for guidance only. We have made every effort to match the colour and stain you see in the brochure so it's as close as possible to our paint when applied to the doors. Due to the nature of the product it is applied to, there is sometimes a difference between them which we cannot avoid. The colour, intensity and sheen level may differ from the paper print version and we do not accept any liability for this for whatever reason. To ensure that you are getting the right colour on your door, you can order colour swatches from your supplier.